

# DEUBLIN

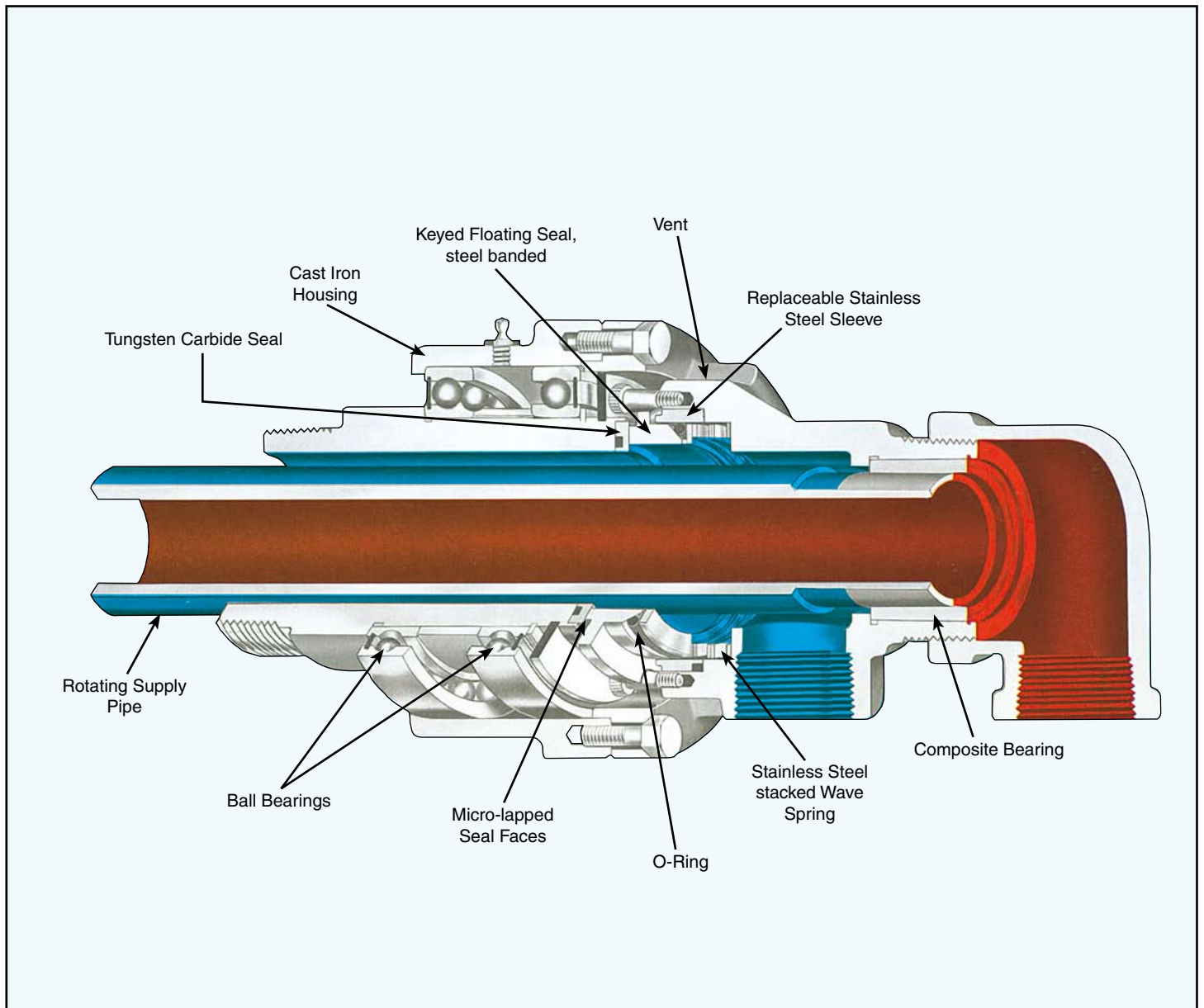
## Rotating Union 57 Series for Water Service, DN 80

- monoflow and duoflow design
- self-supported rotating union
- radial housing connection
- balanced mechanical seal  
Carbon Graphite/Tungsten Carbide
- full-media flow
- easy and quick replacement of sealing components  
(rotor seal, floating seal)
- vent holes
- cast iron housing
- steel rotor
- Lubrication Guide page 52

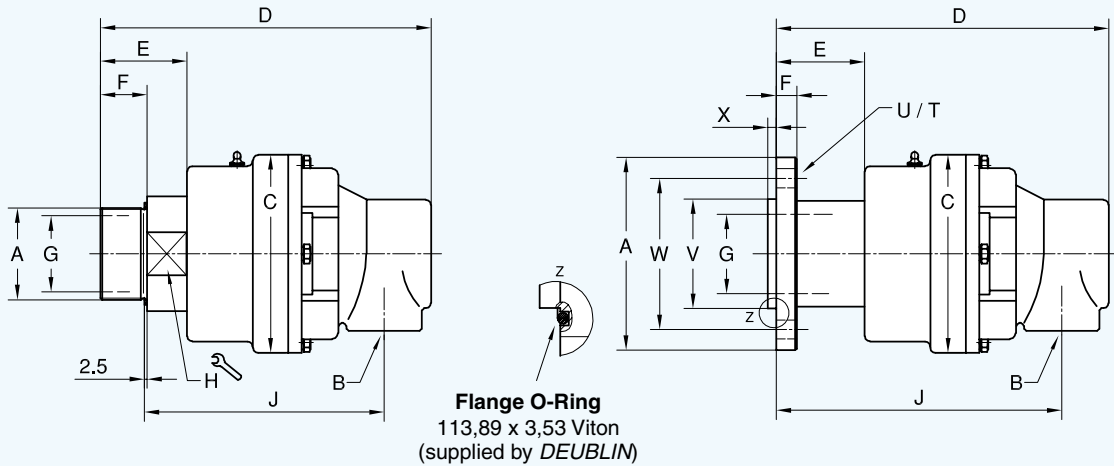
For further information please contact **DEUBLIN** or your local representative.

### Operating Data

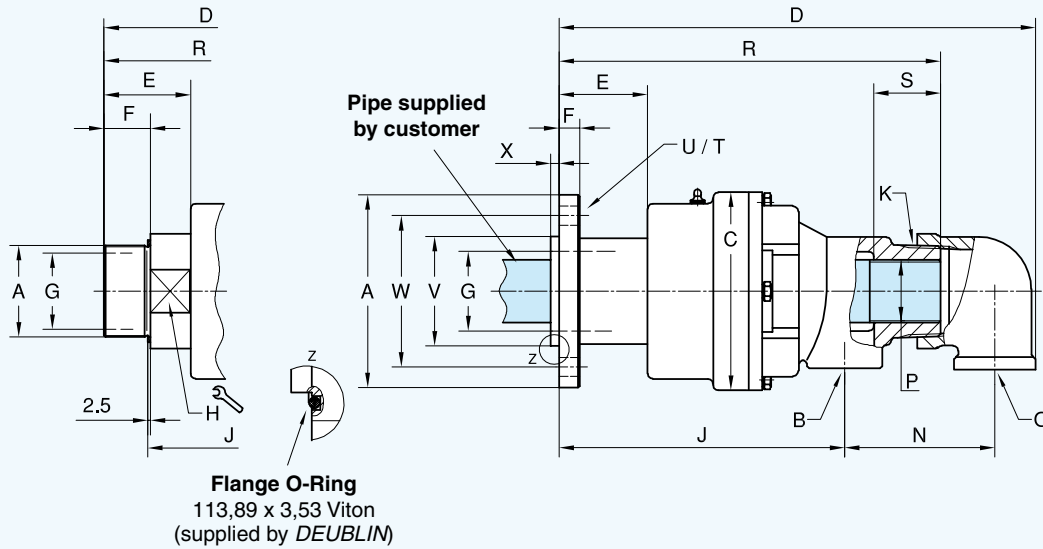
Max. Water Pressure	150 PSI	10 bar
Max. Satur. Steam Pressure (Intern.)	14 PSI	1 bar
Max. Speed	500 RPM	500 min <sup>-1</sup>
Torque 150 PSI/10 bar	6 FT.LBS	8,2 Nm
Max. Temperature	120 °C	> 120 °C consult <b>DEUBLIN</b>



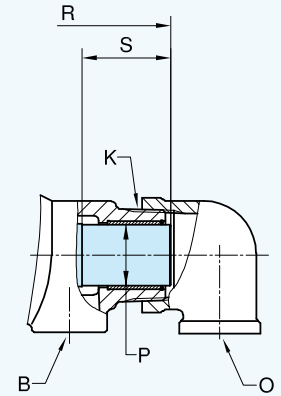
### Monoflow Rotating Union



### Duoflow Rotating Union for Threaded Supply Pipe



### Rotating Supply Pipe Design



### Monoflow Rotating Union

DN	B NPT	Ordering No.	A Rotor Connections		C ø	D	E	F	G ø	H ⌀	J	T	U ø	V øPT	W ø	X	kg
80	3	857-000-118	G 3	RH	190	345	84	45	73	102	247	-	-	-	-	-	23
	3	857-000-119	G 3	LH	190	345	84	45	73	102	247	-	-	-	-	-	23
	3	857-000-145	Flange ø 185		190	346	85	20	73	-	291	4 x 90°	18	105,00 104,95	145	8	27

### Duoflow Rotating Union

DN	B + O NPT	Ordering No.	A Rotor Connections		C ø	D	E	F	G ø	H ⌀	J	K NPT	N	P	R	S	T	U ø	V øPT	W ø	X	kg
80	2 x 2	857-011-118	G 3	RH	190	453	84	45	73	102	228	3	144	G 2	362	28	-	-	-	-	-	25
	2 x 2	857-011-119	G 3	LH	190	453	84	45	73	102	228	3	144	G 2	362	28	-	-	-	-	-	25
	2 x 2	857-011-145	Flange ø 185		190	454	85	20	73	-	271	3	144	G 2	363	28	4 x 90°	18	105,00 104,95	145	8	29
	2 x 2	857-002-118	G 3	RH	190	453	84	45	73	102	228	3	144	58,7 h13	364	85	-	-	-	-	-	25
	2 x 2	857-002-119	G 3	LH	190	453	84	45	73	102	228	3	144	58,7 h13	364	85	-	-	-	-	-	25
	2 x 2	857-002-145	Flange ø 185		190	454	85	20	73	-	271	3	144	58,7 h13	365	85	4 x 90°	18	105,00 104,95	145	8	29