

Disc brakes

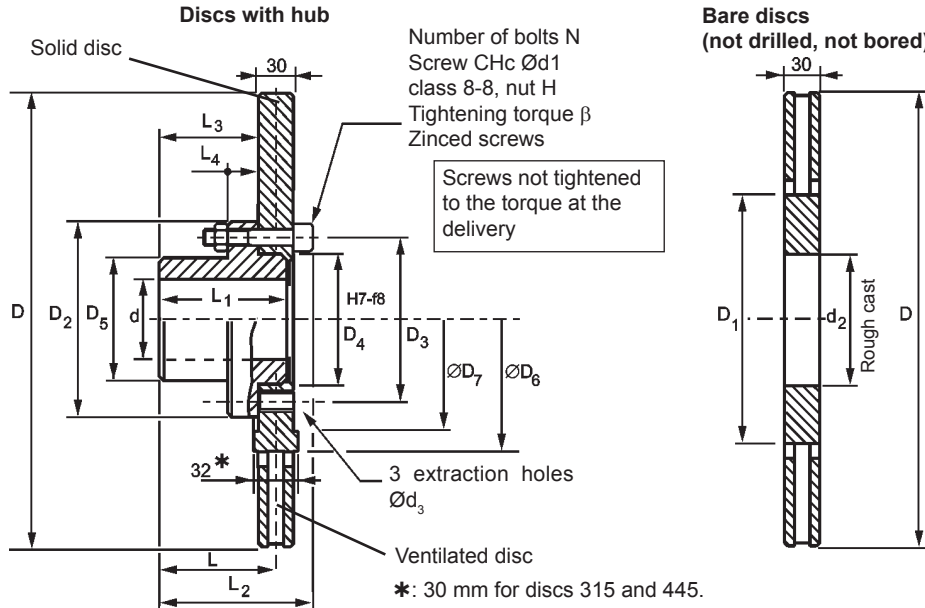
Technical data and dimensions

Ventilated and solid discs with standard hubs

Diameter from 315 to 995 mm for solid discs P30
 Diameter from 315 to 795 mm for ventilated discs V30
 Thickness : 30mm

Material of discs and hubs
 Protection of discs
 Balancing
 Note : hubs are not balanced.

see leaflet T08020-01



Designation	Type		315		355		395		445		495	
			P30	V30	P30	V30	P30	V30	P30	V30	P30	V30
J	Disc + hub	kg.m ²	0,234	0,148	0,379	0,243	0,588	0,352	0,94	0,581	1,492	0,968
	Bare disc	kg.m ²	0,225	0,139	0,362	0,226	0,56	0,324	0,896	0,537	1,367	0,843
Weight	Disc + hub	kg	21,7	14,7	27,5	18,5	34	23	46,5	31,5	65	47
	Bare disc	kg	17	10	21	12	27	16	34	19	41	23
Maximum speed		rpm	3000		2700		2400		2100		1900	
Maximum braking torque	■	N.m	1720		2987		4594		8798		14321	
D		mm	315		355		395		445		495	
D1		mm	139		172		177		184		230	
D2		mm	125		145		165		175		220	
D3		mm	105		125		140		146		190	
D4		mm	85		105		115		120		160	
D5		mm	80		95		105		110		150	
D6		mm	-	-	-	173	-	246	-	-	-	256
D7		mm	-	-	-	151	-	171	-	-	-	226
L		mm	102		102		102		135		135	
L1		mm	107		107		107		140		140	
L2		mm	127		129		131		166		168	
L3		mm	87		87		87		120		120	
L4		mm	28		28		28		30		38	
Bore		mm	50		60		70		75		100	
maxi. d **	keyed	mm	50		60		70		75		100	
d1	shrink fit	mm	M10		M12		M14		M16		M18	
d2		mm	76,5		96,5		106,5		111,5		151,5	
d3		mm	M10		M12		M14		M16		M18	
N			9		9		9		12		12	
Tightening torque β		N.m	49		86		135		210		290	

■ Maximum braking torque allowed by the bolts of disc and hub assembling.



ATTENTION !
 The torque transmissible by shaft and keying must be checked.

** Tolerance on d and keying on Customer demand.

Due to continuous development and improvement, all dimensions and characteristics are subject to change without notice.

Disc brakes

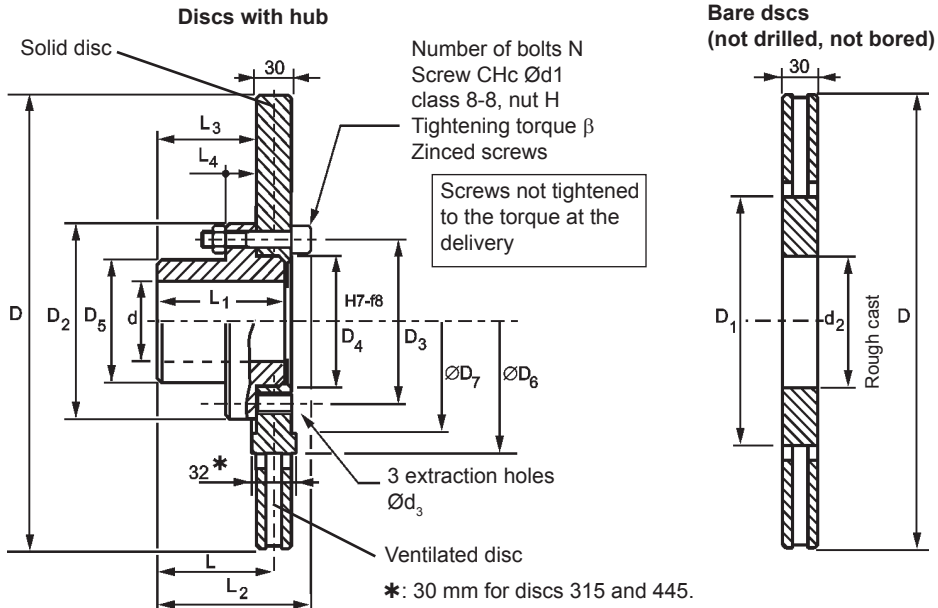
Technical data and dimensions

Ventilated and solid discs with standard hubs

Diameter from 315 to 995 mm for solid discs P30
 Diameter from 315 to 795 mm for ventilated discs V30
 Thickness : 30mm

Material of discs and hubs
 Protection of discs
 Balancing
 Note : hubs are not balanced.

see leaflet T08020-01



Note :
 Drilled discs can be delivered without hub on demand for customer adaptation.

Designation	Type	550		625		705		795		995	
		P30	V30	P30	V30	P30	V30	P30	V30	P30	
J	Disc + hub	kg.m ²	2,22	1,28	3,676	2,23	5,99	3,76	9,72	6,14	23,86
	Bare disc	kg.m ²	2,09	1,15	3,506	2,06	5,69	3,46	9,23	5,65	22,51
Weight	Disc + hub	kg	76	53	87,5	60,5	105	72	175,5	135,5	243
	Bare disc	kg	52	29	68	41	86	53	110	70	170
Maximum speed	rpm	1800		1500		1300		1200		900	
Maximul braking torque ■	N.m	14321		19915		27905		36384		73897	
D	mm	550		625		705		795		995	
D1	mm	275		343		418		498		-	
D2	mm	220		235		265		300		380	
D3	mm	190		205		230		260		330	
D4	mm	160		170		195		220		280	
D5	mm	150		150		180		210		260	
D6	mm	-	314	-	387	-	462	-	542	-	
D7	mm	-	226	-	246	-	271	-	310	-	
L	mm	135		135		135		135		135	
L1	mm	140		140		140		140		140	
L2	mm	168		170		172		174		174	
L3	mm	120		120		120		120		120	
L4	mm	38		38		40		40		40	
Bore	mm	100		100		125		140		180	
maxi. d **	mm	100		100		125		140		180	
d1	mm	M18		M20		M22		M24		M30	
d2	mm	151,5		161,5		185,5		211,5		211,5	
d3	mm	M18		M20		M22		M24		M30	
N		12		12		12		12		12	
Tightening torque β	N.m	290		410		550		710		1450	

■ Maximum braking torque allowed by the bolts of disc and hub assembling.



ATTENTION !
 The torque transmissible by shaft and keying must be checked.

** Tolerance on d and keying on Customer demand.

Due to continuous development and improvement, all dimensions and characteristics are subject to change without notice.

Disc brakes

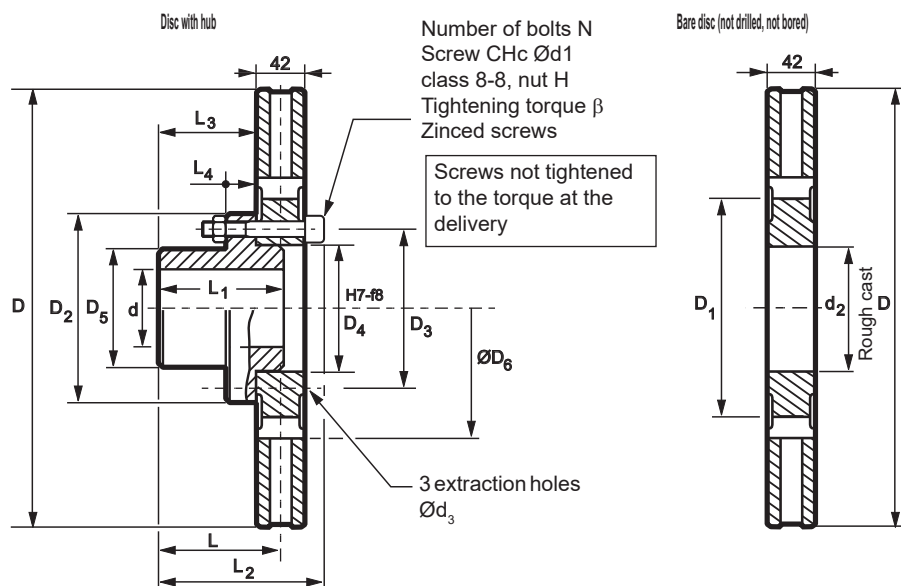
Technical data and dimensions

Ventilated discs with standard hubs

Diameter 625 - 795 - 995
 Thickness : 42mm

Material of discs and hubs
 Protection of discs
 Balancing
 Note : hubs are not balanced.

see leaflet T08020-01



Note :
 Drilled discs can be delivered without hub on demand for customer adaptation.

Designation	Type		625V42	795V42	995V42
J	Disc + hub	kg.m ²	2,92	7,85	21,3
	Bare disc	kg.m ²	2,5	6,5	20
Weight	Disc + hub	kg	90	150	250
	Bare disc	kg	45	77	177
Maximum speed	rpm		1500	1200	900
Maximum braking torque ■	N.m		36384	73897	73897
D	mm		625	795	995
D1	mm		302	486	694
D2	mm		300	380	380
D3	mm		260	330	330
D4	mm		220	280	280
D5	mm		210	260	260
D6	mm		370	542	745
D7	mm		-	-	-
L	mm		141	141	141
L1	mm		140	140	140
L2	mm		186	186	186
L3	mm		120	120	120
L4	mm		40	40	40
Bore	mm	keyed	40-140	40-180	40-180
maxi. d **	mm	shrink fit	140	180	180
d1	mm		M24	M30	M30
d2	mm		211	211	211
d3	mm		M24	M30	M30
N			12	12	12
Tightening torque β	N.m		710	1450	1450

■ Maximum braking torque allowed by the bolts of disc and hub assembling.



ATTENTION!

The torque transmissible by shaft and keying must be checked.

** Tolerance on d and keying on Customer demand.

BIBUS[®]
 SUPPORTING YOUR SUCCESS

BIBUS SK, s.r.o
 Trnavská 31, SK-94 901 Nitra

Tel.: 037/ 7777 911 Email: sale@bibus.sk
 Fax.: 037/ 7777 999 http://www.bibus.sk

Due to continuous development and improvement, all dimensions and characteristics are subject to change without notice.

Discs technical data

Leaflet No. T08020-01

26/11/10

3/3

T02220-01-B